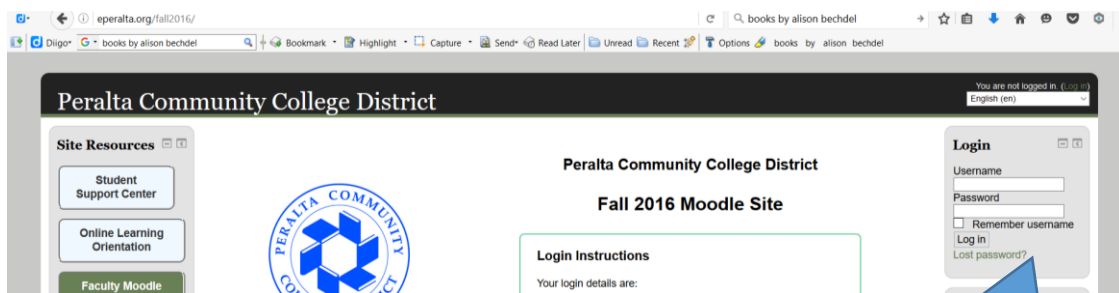


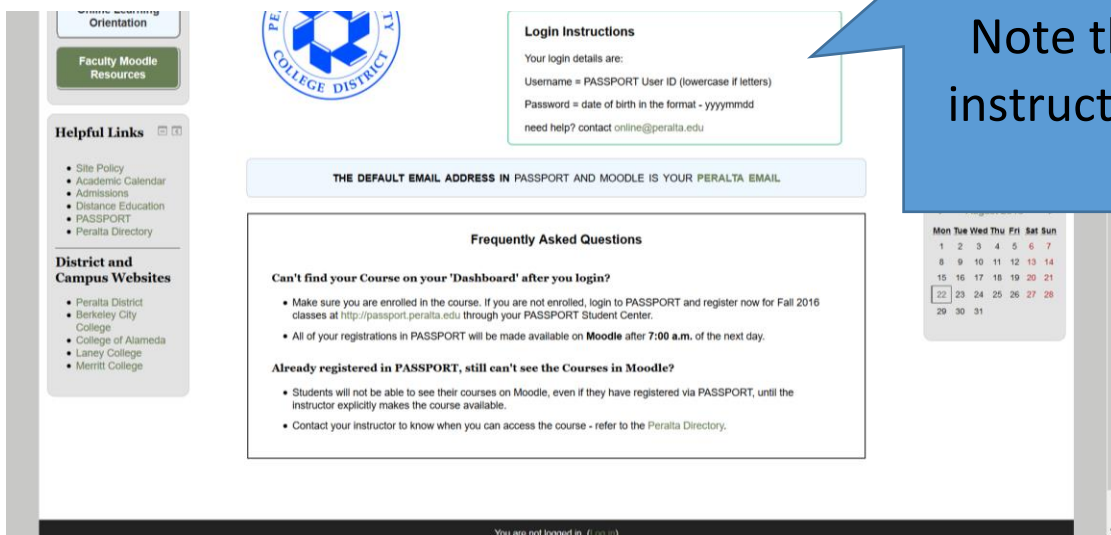
# Logging in to your Moodle course: Fall 2016

Your teacher is using the Learning Management system Moodle to deliver information and documents to you during the semester. This means that you are responsible for logging in to Moodle to access this information. It is very important that you get started using Moodle as soon as the semester begins.

The Moodle for fall is located at <http://eperalta.org/fall2016>



Log in Here



Note the log in instructions here

you have logged in

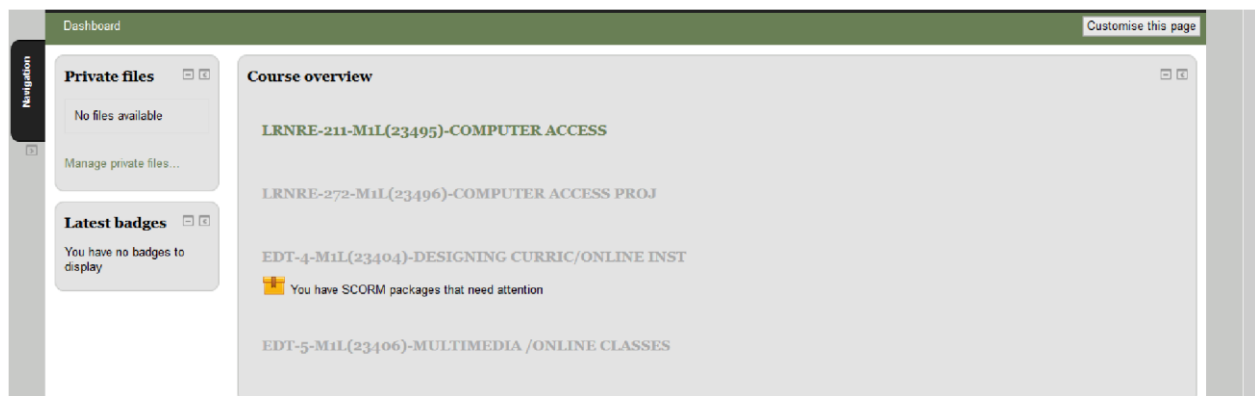
## How to Get to Your Course

After entering your Username and Password on the Moodle homepage, click on the Login button or press Enter.

You will be asked to agree to the site user's agreement, if you agree to follow the rules of using the site, click Yes.



You will be taken to your Dashboard, and classes in which you are enrolled should appear there. The course names are links to the actual courses.



Be sure to email [online@peralta.edu](mailto:online@peralta.edu) if you need more help with Moodle.

## Update your Profile

Once you are logged in, it is very important for you to update your profile. You will find the link to your Profile the upper right hand corner of the dashboard

